

## MSMU TUGS Class of 2020 First Destination Survey

The MSMU TUGS Class of 2020 First Destination Survey was administered to all MSMU TUG students who graduated in the Spring of 2020. The Office of Institutional Planning & Research collaborated with Enrollment Management, Alumni Relations and Student Affairs to develop the questions. Respondents were entered into a random drawing for a chance to win incentives, including an iPad and six \$100 Amazon gift cards. The survey was administered via Qualtrics from November 7, 2020 to November 29, 2020. A total of 253 students were invited to take the survey; 89 completed the survey with a response rate of 35%.

**Q1: Which of the following BEST describes your PRIMARY status after graduation? Please select only ONE of the following categories:**

Answer	%	Count
<b>Employed full time (on average 30 hours or more per week)</b>	<b>35.96%</b>	<b>32</b>
Seeking employment	17.98%	16
Employed part time (on average less than 30 hours per week)	13.48%	12
Planning to continue education but not yet enrolled	11.24%	10
Enrolled in a graduate education program	10.11%	9
Enrolled in a program of continuing education	6.74%	6
Studying for a licensing exam	2.25%	2
Participating in a volunteer or service program (e.g., Peace Corps)	1.12%	1
Not seeking employment or continuing education at this time	1.12%	1
Serving in the U.S. military	0.00%	0
<b>Total</b>	<b>100%</b>	<b>89</b>

**Q2: Please select the category which BEST describes your employment:**

Question	Employed full time (on average 30 hours or more per week)	Employed part time (on average less than 30 hours per week)	Overall
In a postgraduate internship	3.13% (1)		2.27% (1)
Employed in a temporary/contract work assignment	15.63% (5)	33.33% (4)	20.45% (9)
Employed in a postgraduate fellowship	3.13% (1)		2.27% (1)
Employed in a permanent position	<b>78.13%</b> <b>(25)</b>	<b>66.67%</b> <b>(8)</b>	<b>75.00%</b> <b>(33)</b>
Employed freelance			
Employed as an entrepreneur			
<b>Total</b>	100.00% (32)	100.00% (12)	100.00% (44)

**Q3: How did you find your postgraduate internship?**

#	Answer	Count
	Friend or Family member	1
	MSMU Career and Professional Development	0
	MSMU Academic Advisor	0
	MSMU Clinical Placement Coordinator	0
	MSMU Faculty member in my Major	0
	<b>Total</b>	<b>1</b>

**Q4: Please provide the following information concerning your employment:**

<b>Company / Organization Name</b>	<b>City</b>	<b>State</b>	<b>Country</b>	<b>Job Title</b>
Academia Moderna	Los Angeles	CA	United States	Teacher Assistant
American Homecare Health Services	Burbank	CA	USA	Scheduling Coordinator and Marketing
Amicus arthritis and osteoporosis center	Whittier	CA	United States	Medical Assistant
Banana Republic	Sherman Oaks	CA	US	Sales Associate
Black Bear Diner	Downey	CA	USA	server
Boyle Heights Beat	Los Angeles	CA	US	Program Coordinator
Cedars-Sinai	Los Angeles	CA	United States	Registered Nurse
Chase Bank	Los Angeles	California	USA	Associate Banker
City of Lancaster	Lancaster	CA	USA	RN
Exodus recovery	Los angeles	CA	United States	Program Assistant
Hollywood Presbyterian medical center	Los Angeles	CA	United States	Registered nurse
Huntington Learning Center	Pleasanton	CA	USA	Teacher
Industry Intelligence	Los Angeles	CA	US	CSA
Judge	Burbank	CA	USA	RN
Judge Healthcare	Los Angeles	CA	USA	Registered Nurse
Loma Linda University	Loma Linda	California	United States	Registered Nurse
MGA Home Care	Dallas	Texas	USA	Registered Nurse
Medix	Los Angeles	CA	United States	RN
Methodist Hospital of Southern California	Arcadia	California	Los Angeles	Registered Nurse
Methodist Hospital of Southern California	Arcadia	CA	USA	RN
Mount Saint Mary's University	Los Angeles	California	USC	Administrative Assistant
Na	Na	Na	Ma	Na

<b>Company / Organization Name</b>	<b>City</b>	<b>State</b>	<b>Country</b>	<b>Job Title</b>
Oracle	Pleasanton	California	United States of America	Tax Intern
PIH Good Samaritan Hospital	Los Angeles	CA	United States	Registered Nurse
Pacoima Beautiful	Pacoima	CA	United States	Administrative Assistant
Project180 LA	Los Angeles	CA	USA	Case manager
Providence Little Company of Mary	Torrance	California	United States	Registered Nurse
Providence St. Joseph Medical Center	Burbank	CA	USA	RN Resident
Sev laser	West Hollywood	CA	United States	RN Laser Technician
T-Mobile	Los Angeles	CA	USA	Manager
The Giumarra Companies	Los Angeles	California	United States	Accounting Associate
TriWest LTD	Santa Fe Springs	California	Los Angeles	Staff Accountant
UCLA Health	Los Angeles	CA	United States	Administrative Clinical Care Partner
UCLA Health	Los Angeles	CA	USA	Clinical Care Partner
Verbal Behavior Associates	San Diego	CA	United States	Behavior Interventionist
WEBTOON Entertainment Inc.	Los Angeles	CA	USA	Spanish CANVAS Community Associate
Warner Brothers Entertainment	Burbank	CA	USA	Registered Nurse
WhiteFox Defense Technologies	San Luis Obispo	CA	United States	Finance Specialist

**Q5: Please select the industry of your employer.**

#	Answer	%	Count
	<b>Healthcare</b>	<b>50.00%</b>	<b>19</b>
	Wholesale Trade	5.26%	2
	Retail Stores	5.26%	2
	Higher Education	5.26%	2
	Internet & Software	5.26%	2
	K-12 Education	5.26%	2
	Social Assistance	2.63%	1
	Manufacturing - Other	2.63%	1
	Human Resources	2.63%	1
	Non-Profit - Other	2.63%	1
	Other Industries	2.63%	1
	Defense	2.63%	1
	Food & Beverage	2.63%	1
	Accounting	2.63%	1
	Journalism, Media & Publishing	2.63%	1
	<b>Total</b>	<b>100%</b>	<b>38</b>

**Q6: Please select annual base salary amount in U.S. dollars:**

#	Answer	%	Count
	<b>\$60K or more</b>	<b>26.32%</b>	<b>10</b>
	\$50K – \$59,999	2.63%	1
	\$40K – \$49,999	7.89%	3
	\$30K – \$39,999	18.42%	7
	\$20K – \$29,999	18.42%	7
	Less than \$20K	15.79%	6
	Decline to state	10.53%	4
	Unpaid internship	0.00%	0
	<b>Total</b>	<b>100%</b>	<b>38</b>

Question	Employed full time (on average 30 hours or more per week)	Employed part time (on average less than 30 hours per week)	Overall
<b>\$60K or more</b>	<b>100.00%</b> <b>(10)</b>		<b>100%</b> <b>(10)</b>
<b>\$50K – \$59,999</b>	100.00% (1)		2.63% (1)
<b>\$40K – \$49,999</b>	100.00% (3)		100% (3)
<b>\$30K – \$39,999</b>	57.14% (4)	42.86% (3)	100% (7)
<b>\$20K – \$29,999</b>	71.43% (5)	28.57% (2)	100% (7)
<b>Less than \$20K</b>	33.33% (2)	66.67% (4)	100% (6)
<b>Decline to state</b>	50.00% (2)	50.00% (2)	100% (4)

**Q7: To what extent is your current job related to your major or program at MSMU?**

Scale	Answer	%	Count
1	None at all	7.89%	3
2	A little	10.53%	4
3	A moderate amount	10.53%	4
4	A lot	18.42%	7
5	<b>A great deal</b>	<b>52.63%</b>	<b>20</b>
	<b>Total</b>	<b>100%</b>	<b>38</b>
	<b>Mean</b>	<b>3.96</b>	

**Q8: Please provide the following information concerning your continuing education or graduate education program:**

Name of Institution	City	State	Country	Program of Study
University of Southern California	Los Angeles	CA	USA	Master of Social Work
CSULA	LA	CA	USA	Social Work
Keck Graduate Institute	Claremont	CA	USA	Life Sciences
Columbia University	New York	NY	USA	Social Work
University of oxford	Oxford	uk	United Kingdom	Film theory Aesthtics and women's studies
Pepperdine University	Malibu	CA	USA	Clinical psychology with an emphasis in Marriage and family therapy
Mount Saint Mary's University	Los Angeles	CA	USA	Clinical psychology
Pasadena City College	Pasadena	CA	USA	Biology
Pepperdine University MFT Eveninf Program at Irvine Campus	Irvine	CA	USA	Psychology MARRIAGE family & Theraphy
Mount St Marys University	Los Angeles	CA	USA	Teacher Credential Program
San Jose State University	San Jose	CA	United States	M.S. in Industrial/ Organizational Psychology
Chapman University	Orange	CA	US	MFT
University of California, Irvine	Irvine	CA	Orange County	Masters of Public Health

**Q9: What degree are you pursuing?**

This question was a follow up question for respondents that selected *Enrolled in a graduate education program* for Question 1, “Which of the following BEST describes your PRIMARY status after graduation?”

#	Answer	%	Count
	<b>Master's Degree (i.e., MA, MS, MSN, MFA, etc.)</b>	<b>77.78%</b>	<b>7</b>
	Doctoral Degree (i.e., PhD, EdD, etc.)	11.11%	1
	Post-Graduate Certificate	11.11%	1
	Bachelor's Degree (i.e., BA, BS, BSN, etc.)	0.00%	0
	Doctor's Degree-Professional Practice (i.e., DPT, MD, JD, etc.)	0.00%	0
	Other (specify)	0.00%	0
	<b>Total</b>	<b>100%</b>	<b>9</b>

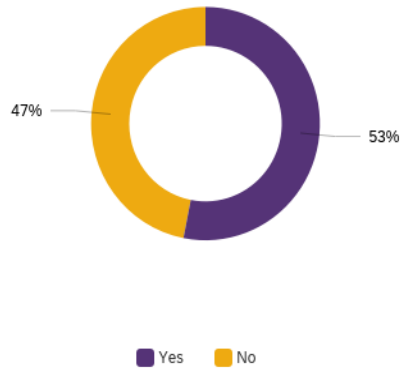
Question 10 was a follow up question for the six respondents that selected *“Planning to continue education but not yet enrolled”* for Question 1, but an error caused it to display improperly to students that responded *“Enrolled in a graduate education program”*.

**Q11 - Please provide the following information about your volunteer or service assignment:**

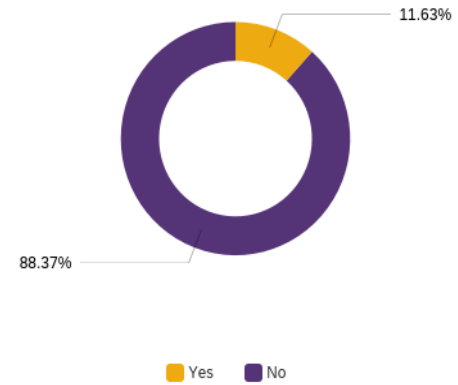
Organization	Assignment Location - City	Assignment Location - State	Assignment Location - Country	Role or Title
AmeriCorps, City Year	Detroit	Michigan	United States	Student Success Coach



**Q12: Did you participate in any internships during your time at the Mount?**



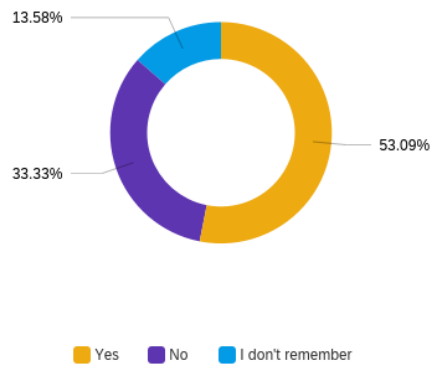
**Q14: Did your internship lead to employment after graduation?**



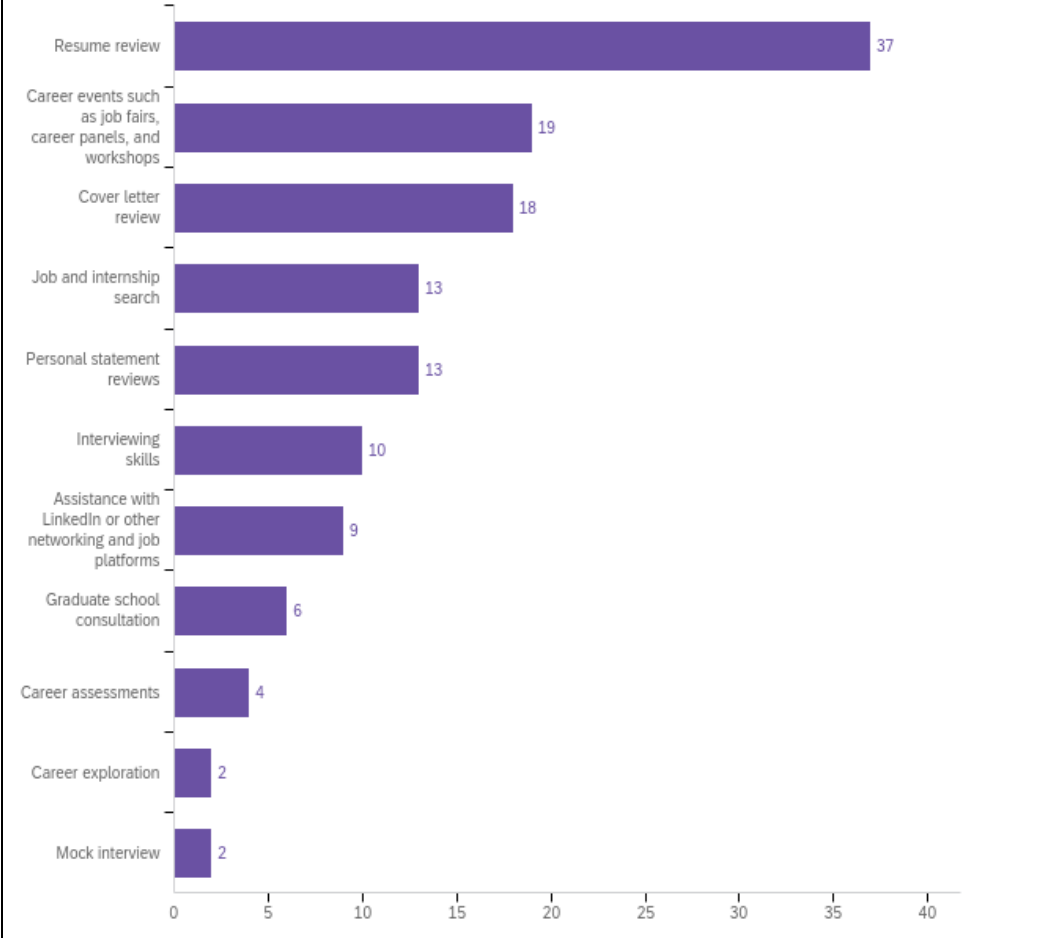
**Q13 - How many internships did you complete while enrolled at MSMU?**

Answer	%	Count
1	65.12%	28
2	20.93%	9
3	9.30%	4
5	4.65%	2
4	0.00%	0
more than 5	0.00%	0
<b>Total</b>	<b>100%</b>	<b>43</b>

**Q15: During your time at the Mount, did you utilize Career and Professional Development services?**



**Q16: Please indicate all the Career and Professional Development resources you used as a student at the Mount:**



The table below shows the current primary status of the graduates and their utilization of career and professional development services while at MSMU.

Utilized Career Services	Employed full time (on average 30 hours or more per week)	Employed part time (on average less than 30 hours per week)	Studying for a licensing exam	Seeking employment	Enrolled in a graduate education program	Enrolled in a program of continuing education	Planning to continue education but not yet enrolled	Participating in a volunteer or service program (e.g., Peace Corps)	Not seeking employment or continuing education at this time	Total
Yes	27.91% (12)	11.63% (5)	4.65% (2)	25.58% (11)	11.63% (5)	2.33% (1)	13.95% (6)	2.33% (1)		100% (43)
No	44.44% (12)	7.41% (2)		14.81% (4)	11.11% (3)	7.41% (2)	11.11% (3)		3.70% (1)	100% (27)
I don't remember	27.27% (3)	36.36% (4)		9.09% (1)	9.09% (1)	9.09% (1)	9.09% (1)			100% (11)

### Q17: To what extent has the COVID-19 pandemic affected your post-graduate plans?

Table 15. Response Rate and Count for Question 17

#	Answer	%	Count
	<b>A great deal</b>	<b>48.15%</b>	<b>39</b>
	A lot	17.28%	14
	A moderate amount	20.99%	17
	A little	11.11%	9
	None at all	2.47%	2
	<b>Total</b>	<b>100%</b>	<b>81</b>

The majority of the students indicated that COVID-19 has had a strong impact on their post-graduation plans. Forty-eight percent (48%) of the respondents indicated it affected their plans a great deal, and only 2% indicated it had no impact.

Result of the Spearman correlation indicated there was not a significant correlation between the student's current primary status and the effect of COVID-19 on their post-graduate plans ( $r=-.136$ ,  $p=.226$ ,  $N=81$ ).

Effect of Covid-19 on Post-Graduate Plans	Employed full time (on average 30 hours or more per week)	Employed part time (on average less than 30 hours per week)	Studying for a licensing exam	Seeking employment	Enrolled in a graduate education program	Enrolled in a program of continuing education	Planning to continue education but not yet enrolled	Participating in a volunteer or service program (e.g., Peace Corps)	Not seeking employment or continuing education at this time	Total
<b>A great deal</b>	30.77% (12)	17.95% (7)		<b>33.33%</b> <b>(13)</b>	2.56% (1)	2.56% (1)	12.82% (5)			100% (39)
<b>A lot</b>	<b>42.86%</b> <b>(6)</b>	14.29% (2)	7.14% (1)	7.14% (1)	0.00% (0)	7.14% (1)	21.43% (3)			100% (14)
<b>A moderate amount</b>	<b>35.29%</b> <b>(6)</b>	11.76% (2)	5.88% (1)	5.88% (1)	29.41% (5)		11.76% (2)			100% (17)
<b>A little</b>	33.33% (3)			11.11% (1)	<b>33.33%</b> <b>(3)</b>	11.11% (1)		11.11% (1)		100% (9)
<b>None at all</b>						<b>50.00%</b> <b>(1)</b>			<b>50.00%</b> <b>(1)</b>	100% (2)

**Q18: Please provide any additional comments.**

The job market is awful right now which makes finding a job, especially a first job, impossible.

Multiple full-time job offers have been lining up, however, I am hesitant to take a full-time position in a hospital during this pandemic because I live with my family.

I've had to figure out a new way to balance school and stay at home orders. At first it was difficult separating the two but I've designated certain places in my room to be work areas and others to be relaxing areas.

I was going to travel

Hospitals are highering few new grads

During the Spring 2020 semester, my last semester at the Mount as an undergrad, my plan to apply to internships came to an abrupt halt as the COVID-19 pandemic hit and my dad fell ill during the first few weeks.

As a nursing graduate and now a registered nurse, many hospitals have limited spots for new graduate nurses. I am waiting for many hospital's application windows to open for the winter cohorts. In the meantime, I am seeking employment for Covid testing sites.