

# FUTURE PLANS OF UNDERGRADUATE STUDENTS – CLASS OF 2021

## RESULTS FROM THE MSMU GRADUATING STUDENT SURVEY

### INTRODUCTION

The 2021 Graduating Student Survey (GSS) was administered to all eligible graduating students in the Spring 2021 semester. The GSS is a component of the registration form required to attend a commencement ceremony. This report summarizes the responses from the undergraduate seniors about their future education and employment plans, use of career services, and gains in knowledge and abilities. The survey responses from the students in the graduate program are available in a separate report.

A total of 539 undergraduate students were eligible for graduation at the time of commencement and survey administration. A total of 330 undergraduate students chose to participate in the 2021 Graduating Senior Survey, yielding a response rate of 61%.

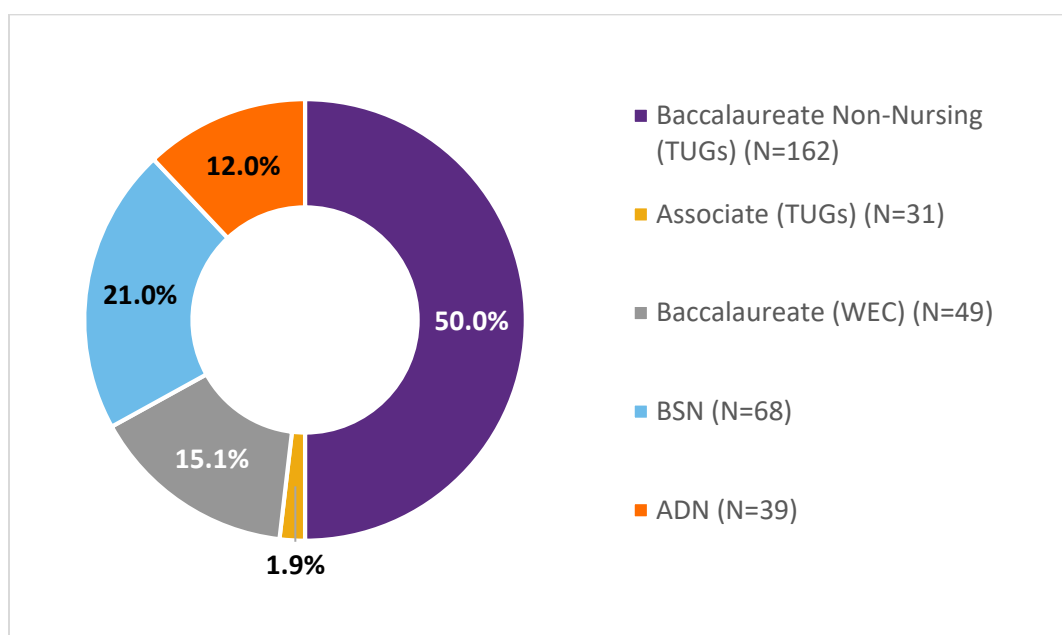
### KEY FINDINGS

- When asked about their plans for the next six months, 56% of the respondents reported that they intend to work full-time, and 34% planned to attend or apply to graduate school.
- More than 73% of the students used the MSMU Career Services resources.
- Nineteen percent of the students completed internships while enrolled at MSMU.
- Over 96% of respondents reported being “Much Stronger” or “Stronger” in gains of knowledge and ability.

## RESPONSE DISTRIBUTION BY ACADEMIC PROGRAMS

Of the respondents who completed non-Nursing degrees, the majority of them earned a Bachelor's degree, including 49 students from Weekend and Evening College, while 31 earned an Associate's degree. More than 20% (N=68) of the students earned a Bachelor's Degree in Nursing, and twelve percent graduated with an Associates in Nursing (see Figure 1).

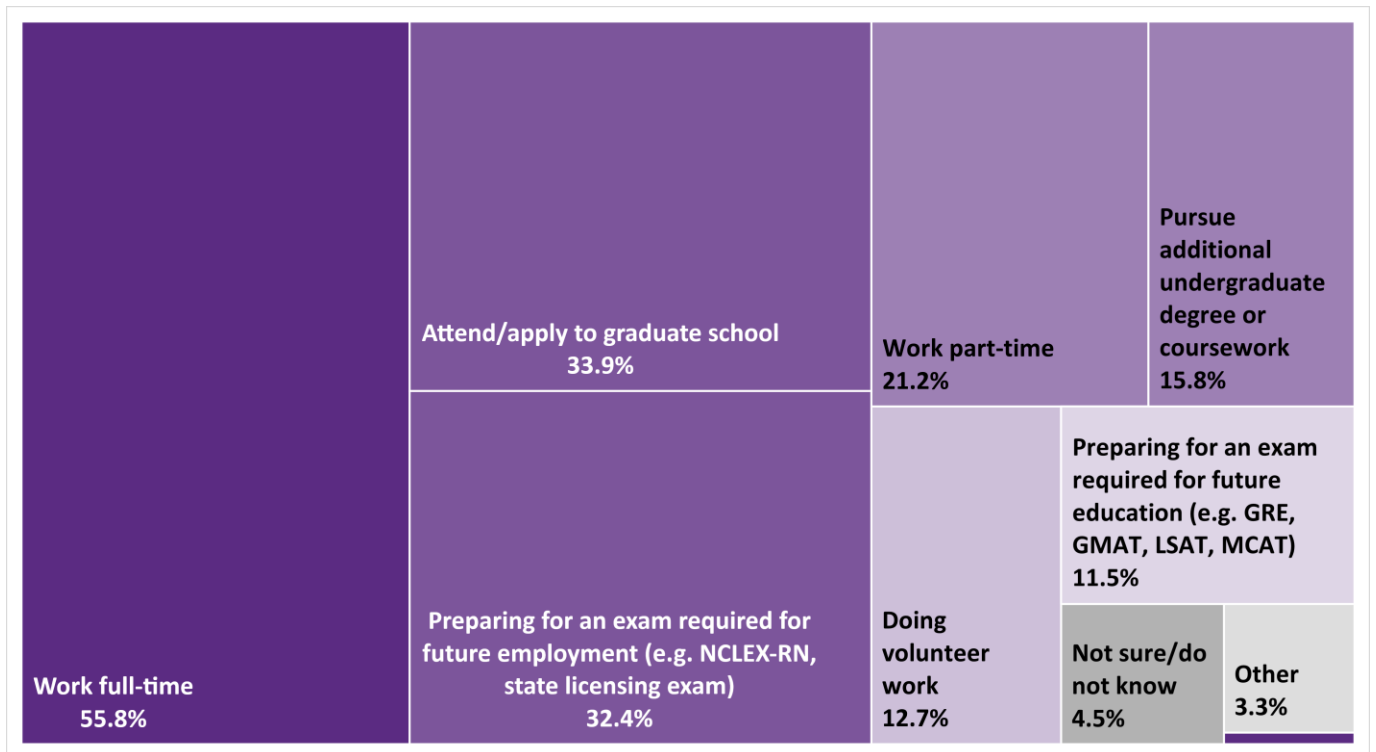
**Figure 1: Distribution by Academic Programs**



## POST GRADUATION PLANS - 6 MONTHS OUT

At the time they completed the survey, almost all respondents reported having a plan after graduation. Most reported that they planned to pursue work either full-time (56%) or part-time (21%). Fifty percent reported that they planned to either “pursue additional undergraduate degree or coursework” or that they were planning to “attend or apply to graduate school”, while 44% reported that they planned on “preparing for an exam required for future employment” or “preparing for an exam required for future education” (see Figure 2).

**Figure 2: What is your main plan for the next six months?**



## CAREER SERVICES

### Career Service Resources

More than 73% (N=242) of the total respondents reported that they used the MSMU Career Services resources. Thirty-nine percent of the respondents reported that they had received a resume review, and more than 20% attended MSMU career event, such as job fairs and/or workshops. Almost 14% reported that they had used the Mount Career Network for a cover letter review. Ten percent or less of the respondents reported to using the majority of the services, including: career exploration, LinkedIn on networking assistance, interviewing skills, personal statement review, graduate school consultation, career assessments and mock interview (see Figure 3).

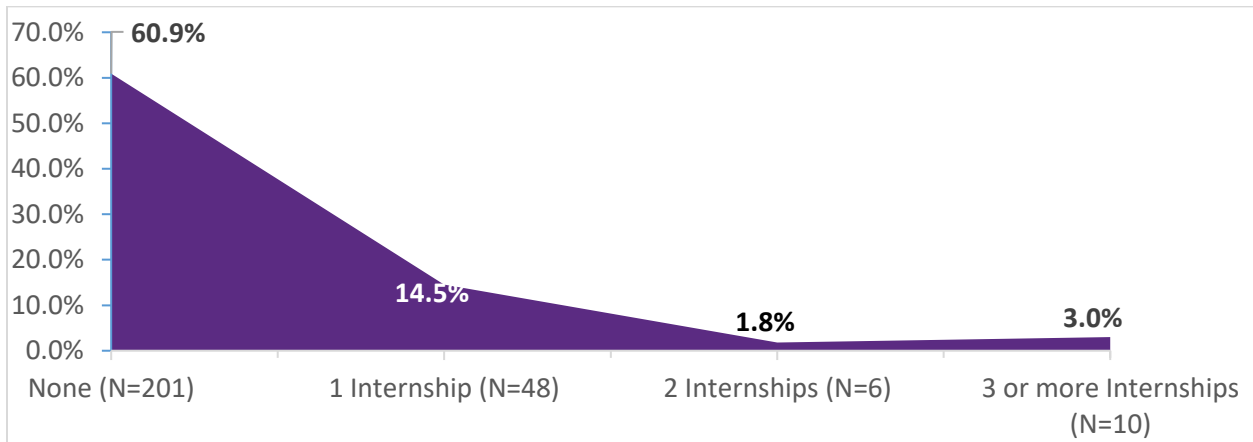
**Figure 3: Career Center Services Utilization**



## Internships Completed

The majority of the students (61%) did not complete any internships while at MSMU. Of the 19% of students that did complete internships, the majority reported to completing one during their time. This number is much lower than in 2019, when 40% of graduating students completed internships (see Figure 4). This change is most likely due to the remote learning environment during the pandemic.

**Figure 4: Number of Internships Completed While Enrolled**



## Internship Organizations

Respondents listed approximately 80 unique organizations where they had interned while enrolled at MSMU. Table 1 lists some notable organizations by the number of MSMU student interns.

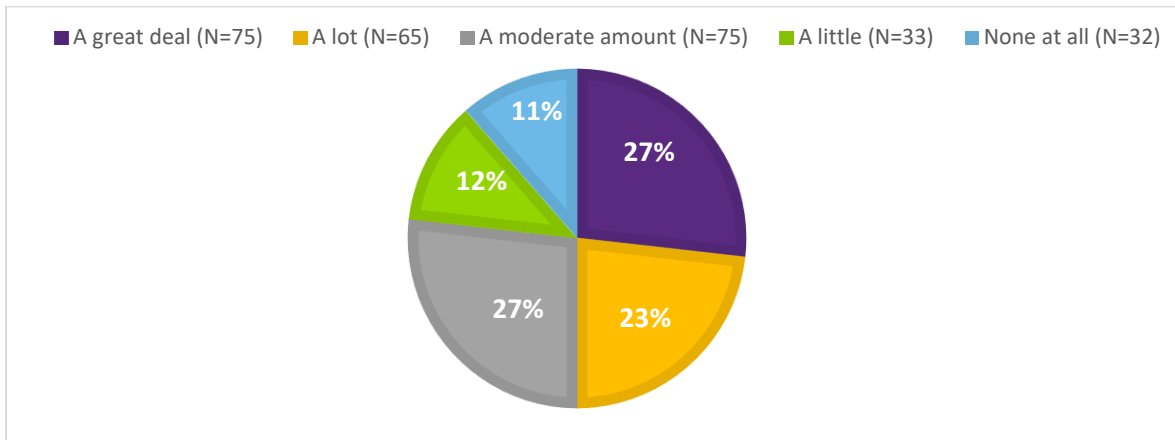
**Table 1: Internship Organizations**

Organization	Number MSMU Student Interns
Mount Saint Mary's University	14
UCLA Health	7
Cedars Sinai Medical Center, Los Angeles	4
Children's Hospital Los Angeles (CHLA)	2
MSMU-UCLA Perioperative Program	2
Henry Mayo Newhall Hospital	2
Los Angeles Sheriff's Department	2
Torrance Memorial Medical Center	2
ACLU	1
Interscope Records/Universal Music Group	1
LA Comic Con	1
NAMI (National Alliance for Mental Illness)	1
NBCUniversal - NBC Entertainment	1
The Recording Academy (The GRAMMYS)	1
ViacomCBS - Comedy Central	1

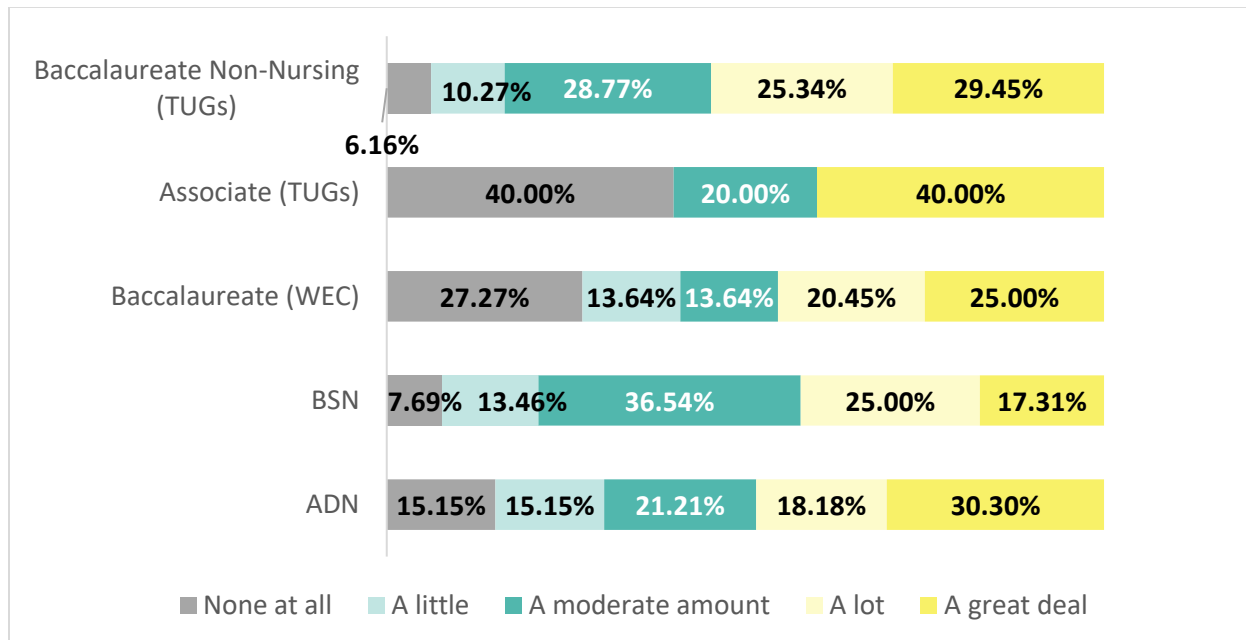
## COVID-19

Students were asked the extent which the COVID-19 pandemic affected their post-graduate plans. While half were impacted either “A great deal” or “A lot”, the other half were only affected moderately or not at all. When examined by degree program (see Figure 6), graduating Non-Nursing Baccalaureate students reported the greatest effect, with 55% indicating that they were impacted “A great deal” or “A lot”, followed by ADN graduates with 48% indicating the affect was “A great deal” or “A lot”. The BSN graduates indicated their post-graduate plans were the least affected, with 50% selecting “A little” or “A moderate amount”.

**Figure 5: To what extent has the COVID-19 pandemic affected your post-graduate plans?**



**Figure 6: Extent has the COVID-19 pandemic affected your post-graduate plans? By degree program**

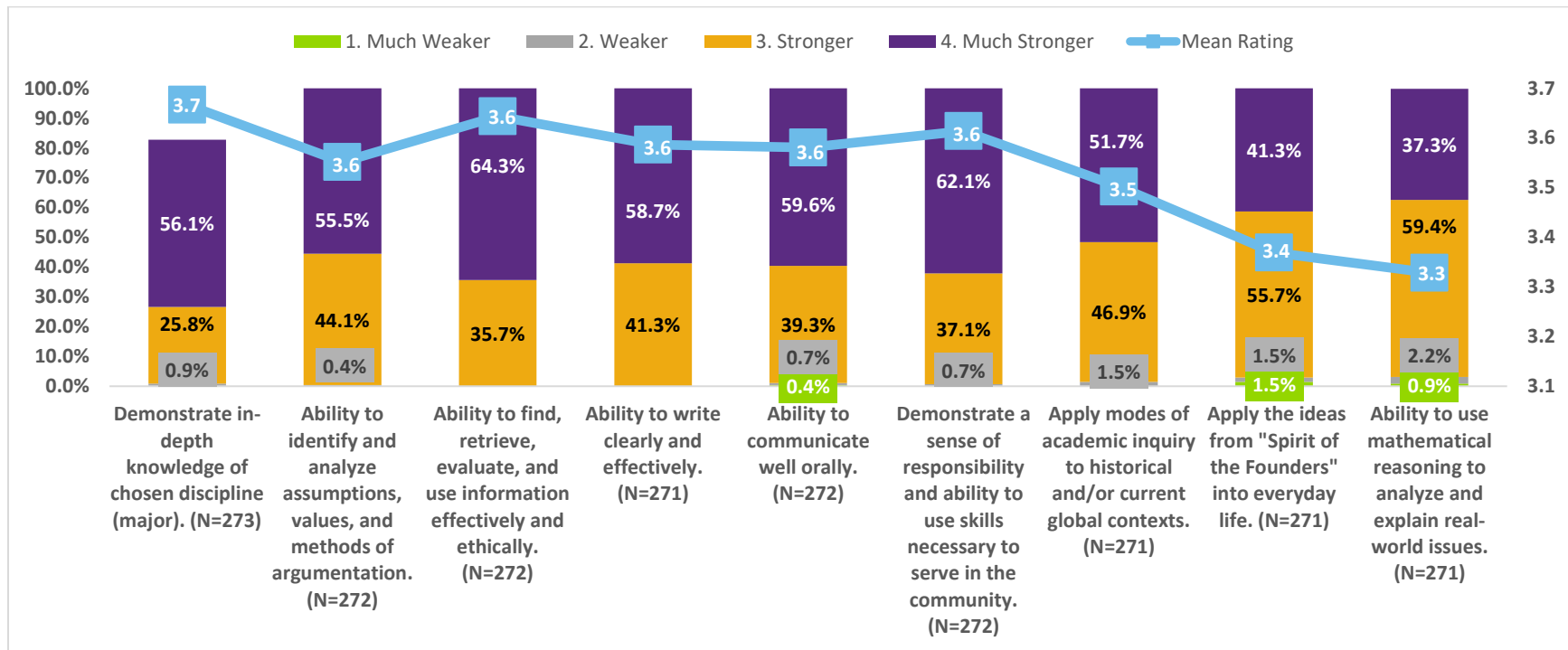


## GAINS IN KNOWLEDGE AND ABILITY

Students were asked to evaluate gains they experienced in knowledge and ability during their attendance at MSMU, using a scale from 1 (“Much Weaker”) to 4 (“Much Stronger”). Overall, students were very positive about the gains they experienced since the start of college. More than 96% of respondents reported being “Much Stronger” or “Stronger” in gains of knowledge and ability.

Respondents reported the greatest gains in their ability to demonstrate in-depth knowledge of their chosen discipline (mean = 3.7), while the students ability to use mathematical reasoning to analyze and explain real-world issues scored the lowest overall (mean=3.3)

Figure 7: Student Learning Outcomes

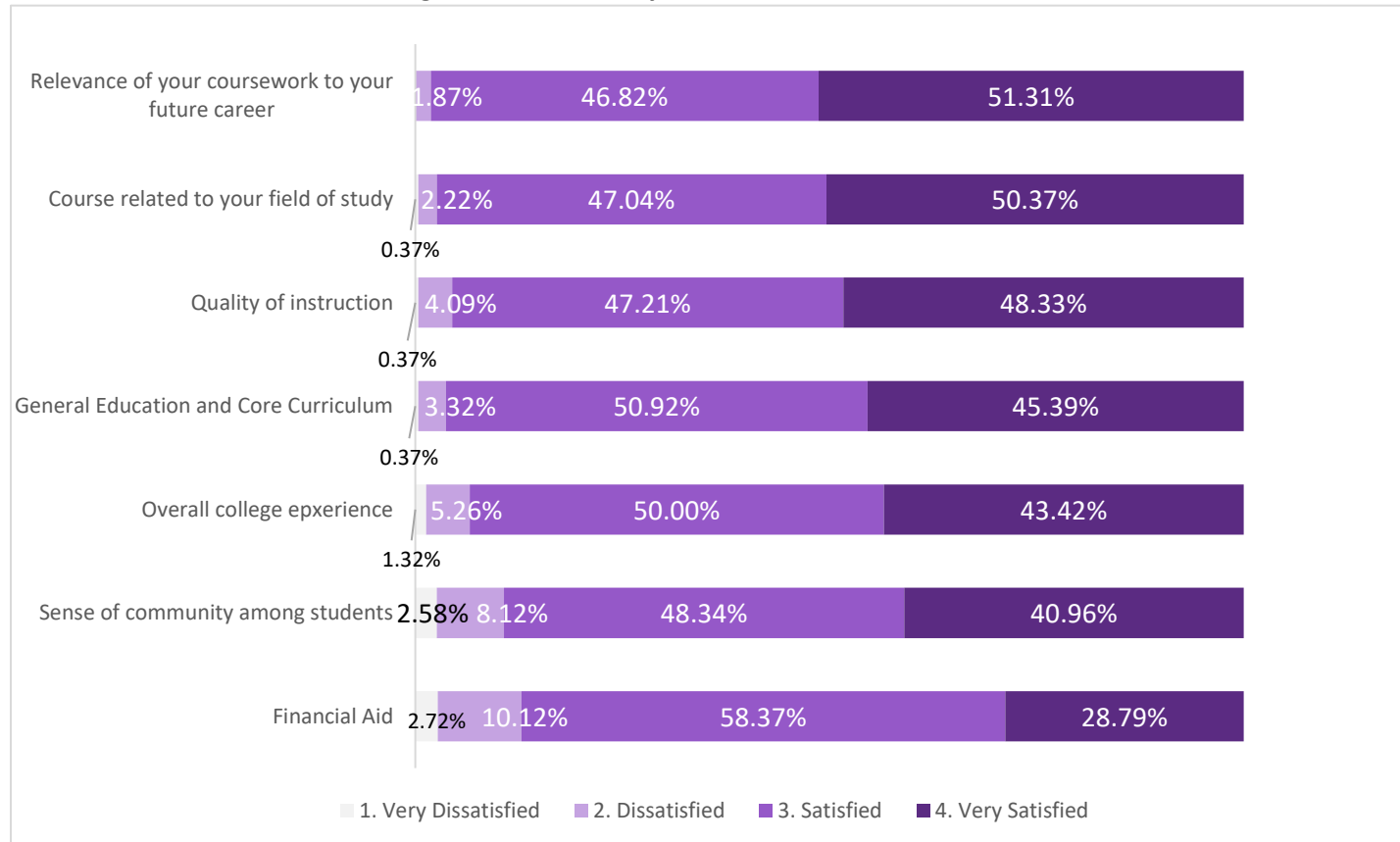


## SATISFACTION

### Satisfaction

Students were asked to rate their satisfaction with the college experience during their attendance at MSMU, using the 4-point scale: “*Very Satisfied*,” “*Satisfied*,” “*Dissatisfied*,” and “*Very Dissatisfied*”. In general, most of the 330 respondents were satisfied or very satisfied with their college experiences (see Figure 8). The relevance of their coursework rated the highest, while their experiences with financial aid were rate the lowest.

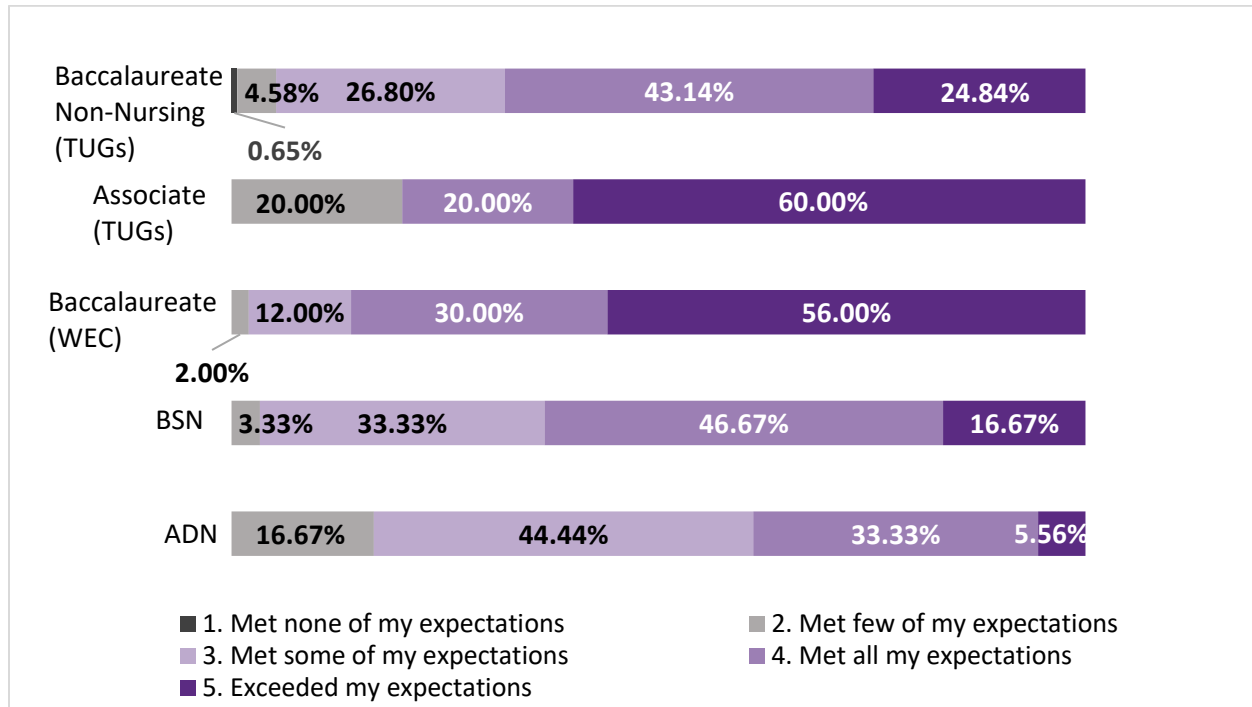
**Figure 8. Please rate your satisfaction**





Students were then asked to rate MSMU in regards with meeting their expectations, using the 5-point scale: “Exceeded my expectations”, “Met all my expectations”, “Met some of my expectations”, “Met few of my expectations”, and “Met none of my expectations”. From the respondents (N=330), 66.7% (N=203) said that MSMU had met or exceeded their expectations.

**Figure 9: Overall Rate of Meeting Expectations**



**Figure 10: If asked, would you recommend the Mount to others**

Students were if they would recommend the Mount to others, using the 4-point scale: “*Strongly recommend*”, “*Recommend*”, “*Somewhat recommend*”, “*Not at all recommend*”, from the respondents (N=330), 40% (N=123) said that they would “*Strongly recommend*” the Mount to others, while under 2% (N=5) would “*Not at all recommend*” the Mount.

